



Overhead connectors 10 - 241 mm²

Introduction	2
Twist connectors for Cu-wires 10 - 35 mm ²	2
Twist connectors for Al-wires 31 - 99 mm ²	2
Overhead connectors for alloy AlMgSi (Super B) and Al59 conductors 31 - 241 mm ²	3
Overhead connectors for ACSR conductors 62 and 99 mm ²	3
Overhead connectors for ALUS conductors 50 and 95 mm ²	3
Notes	4



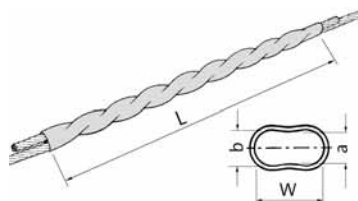
Introduction

Elpress connector range for overhead lines includes crimp types for alloy aluminium wires like AlMgSi (Super B) and Al59 wires as well as for certain ACSR conductors. Twist type connectors for both Al and Cu wires are also offered.

Crimp tools types T2600, V500, V611, PV600, PV611, V800, V1300, PV1300, V250 and V1400 may be used.

Twist connectors for Cu-wires 10 - 35 mm²

- material copper
- for single strand and multi-strand wire, see note
- the connector is twisted in the opposite direction to the direction of lay of the wire strands
- twist tool: adjustable spanner



Cat. no. mm ²	mm a	b	W	L	Pcs/ pack	No. of twists made	Marking Elpress XX = Year	Note
K 10 T	3,6	4,0	7,8	200	100	5	K10T XX	1
K 16	5,2	5,8	11,1	250	100	3,5	K16 XX	2
K 25	6,2	7,0	13,8	300	100	3,5	K25 XX	2
K 35	7,5	8,3	16,2	350	100	3,5	K35 XX	2

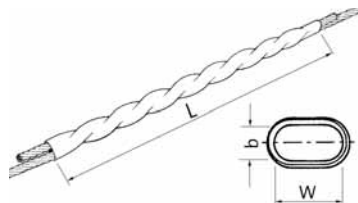
Note

- 1 Single strand
- 2 Multi strand wire

7

Twist connectors for Al-wires 31 - 99 mm²

- material aluminium alloy
- the connector is twisted in the opposite direction to the direction of lay of the wire strands
- twist tool: adjustable spanner

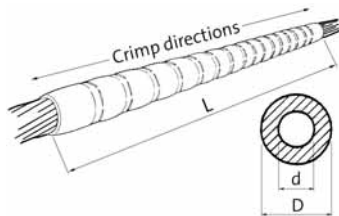


Cat. no.	mm ²	mm b	W	L	Pcs/ pack	No. of twists	Marking Elpress XX = Year
1006	31	9,1	17,3	355	100	3,5	1006 XX
1009	49	11,0	21	465	100	4	1009 XX
1010-AL	62	12,0	23	480	10	4	1010 XX
1014-AL	99	14,7	28	660	10	4,5	1014 XX



Overhead connectors for alloy AlMgSi (Super B) and Al59 conductors 31 - 241 mm²

- material aluminium alloy
- for jointing overhead conductors AlMgSi (Super B) and Al59
- tested according to the requirements of the standard SS 424 1241
- the connector is supplied with inner surface covered with contact paste
- conductor must be cleaned before crimp



Cat. no. mm ²	mm d	D	L	Pcs/ pack	No. of crimps	Marking XXXX = Year, week	Crimp tools page
LFS 31	8,0	15,0	200	20	2x5	LFS 31 16 XXXX ALMGSI	9:7, 9:10, 4:17, 26, 32
LFS 62	11,0	16,0	200	10	2x5	LFS62 16 XXXX ALMGSI	↓ ↓ ↓
LFS 99	13,5	18,7	250	10	2x5/2x10**	LSF99 20 XXXX ALMGSI	↓ ↓ ↓
LFS 157	17,5	24	400	5	2x8	LSF157 26 XXXX ALMGSI	
LFS 241	21	30	450	5	2x8	LSF241 32 XXXX ALMGSI	↓

** when crimping with T2600, V500, V611 and V800 2 x 10 crimps are necessary

Overhead connectors for ACSR conductors 62 and 99 mm²

- outer Al-alloy connector + inner steel connector for the reinforcement wire
- meets the requirements of SS 424 12 41



Cat. no. mm ²	mm d	D	L	kg/3	No. of crimps**	Marking XXXX = Year, week	St/ pack	Crimp tools page
LFEAL 62	11	16	310	0,35	Al: 2x5 Steel: 2x5	LFEAL 62 6 XXXX	3	9:7-32
LFEAL 99	13,5 5	18,7 8	360 95	0,5	Al: 2x5 Steel: 2X5	LFEAL 99 20 XXXX LFEAL99 8 XXXX	3 3	↓

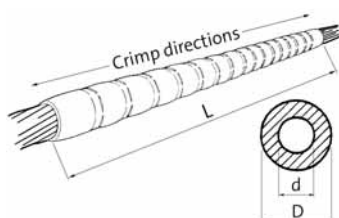
** Crimp sequence, see picture



Crimp sequence, LFEAL.

Overhead connectors for ALUS conductors 50 and 95 mm²

- material aluminium alloy
- for jointing overhead conductors - stranded round conductors of aluminium
- supplied with inner surface covered with contact paste
- tested according to the requirements of standard SS 424 14 27



Cat. no. mm ²	mm d	D	L	No. of crimps	Pcs/ pack	Weight (kg)	Crimp tools page
LFA50	9,6	16,5	140	2x5	4	0,053	9:7-32
LFA95	12,5	19	140	2x5	4	0,061	9:7-32

Five plus five crimps with V500-, V611 or T2600, crimp die TBNP16-20.