





## Wiring accessories

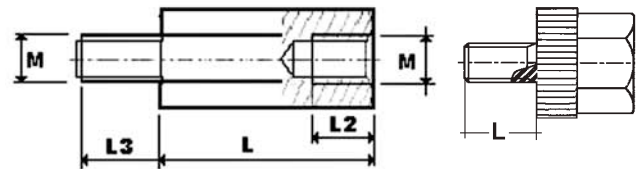
### Plastic spacers and caps

#### PLASTIC SPACERS

Code	Reference		M	CH mm	L mm	L3 mm	L2 mm
DZP1005	DZP 15M5	50	M5	13	15	7	7
DZP1010	DZP 20M5	50	M5	13	20	7	7
DZP1015	DZP 30M5	50	M5	13	30	7	7
DZP1020	DZP 45M5	50	M5	13	45	7	7
DZP1025	DZP 55M5	50	M5	13	55	7	7
DZP1030	DZP 70M5	50	M5	13	70	7	7
DZP1035	DZP 85M5	50	M5	13	85	7	7
DZP1040	DZP 120M5	50	M5	13	120	7	7
DZP1045	DZP 15M6	50	M6	13	15	7	7
DZP1050	DZP 20M6	50	M6	13	20	7	7
DZP1055	DZP 30M6	50	M6	13	30	7	7
DZP1060	DZP 45M6	50	M6	13	45	7	7
DZP1065	DZP 70M6	50	M6	13	70	7	7
DZP1070	DZP 120M6	50	M6	13	120	7	7

#### PLASTIC CAPS

Code	Reference		M	CH mm	L mm
TFP1000	TFP M5	50	M5	11	8
TFP1005	TFP M6	50	M6	11	8
TMP1010	TMP M5	50	M5	11	8
TMP1015	TMP M6	50	M6	11	8




#### TECHNICAL FEATURES

Material: polyester  
 Self-extinguishing UL 94V2  
 Max. working temperature: 90°C  
 Insulation voltage: 1000V  
**Spacers:** M-F M5 M6 passivated galvanised steel inserts  
**Caps:** Male M5 M6 passivated galvanised steel inserts  
 Female M5 M6 plastic insert

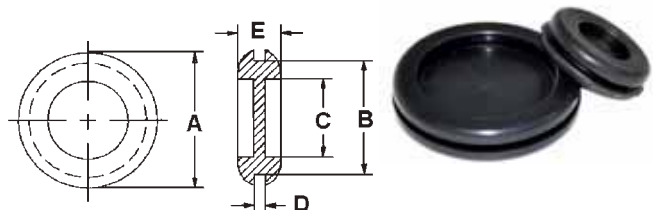


### Grommet inserts

Code	Reference		A mm	B mm	C mm	D mm	E mm
IPC1000	IPC-DF13	100	17	13	8,5	2	7
IPC1005	IPC-DF15,5	100	20	15,5	10,5	2	7,5
IPC1010	IPC-DF19	100	24	19	14	2	8
IPC1015	IPC-DF20,5	100	26	20,5	15	2	8,5
IPC1020	IPC-DF23	100	29	23	18	2,5	8,5
IPC1025	IPC-DF28,5	100	35	28,5	22	2,5	9
IPC1030	IPC-DF37,5	100	44	37,5	32	2,5	9,5
IPC1035	IPC-DF47,5	100	53	47,5	40	2,5	9,5

#### TECHNICAL FEATURES

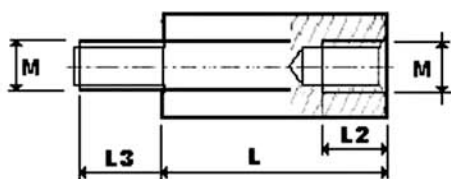
Material: black PVC SR 1700  
 Working temperature: -35 ÷ +90°C



## Steel spacers

### TECHNICAL FEATURES

Galvanized steel  
Hexagonal profile  
M-F (Male-Female) thread  
M3 - M4 - M5 - M6 - M8  
As per standard DIN 176  
Tensile strength: 500 N/mm<sup>2</sup>



Code	Reference		CH	L	M	L3	L2
DZM0995	DZM 20M3	100	6	20	M3	6	10
DZM1000	DZM 10M4	100	7	10	M4	8	6
DZM1005	DZM 15M4	100	7	15	M4	8	10
DZM1010	DZM 20M4	100	7	20	M4	8	10
DZM1015	DZM 25M4	50	7	25	M4	8	10
DZM1020	DZM 30M4	50	7	30	M4	8	10
DZM1025	DZM 35M4	50	7	35	M4	8	10
DZM1030	DZM 40M4	50	7	40	M4	8	10
DZM1035	DZM 50M4	50	7	50	M4	8	10
DZM1040	DZM 60M4	50	7	60	M4	8	10
DZM1093	DZM 10M5	100	8	10	M5	8	6
DZM1045	DZM 15M5	50	8	10	M5	8	6
DZM1050	DZM 20M5	50	8	20	M5	8	10
DZM1055	DZM 25M5	50	8	25	M5	8	10
DZM1060	DZM 30M5	50	8	30	M5	8	10
DZM1065	DZM 35M5	25	8	35	M5	8	10
DZM1070	DZM 40M5	25	8	40	M5	8	10
DZM1075	DZM 50M5	25	8	50	M5	8	10
DZM1080	DZM 60M5	25	8	60	M5	8	10
DZM1085	DZM 70M5	25	8	70	M5	8	10
DZM1090	DZM 80M5	25	8	80	M5	8	10
DZM1092	DZM 90M5	25	8	90	M5	8	10
DZM1095	DZM 10M6	50	10	10	M6	10	6
DZM1100	DZM 15M6	50	10	15	M6	10	10
DZM1105	DZM 20M6	50	10	20	M6	10	12
DZM1110	DZM 30M6	25	10	30	M6	10	12
DZM1115	DZM 40M6	25	10	40	M6	10	12
DZM1120	DZM 50M6	25	10	50	M6	10	12
DZM1125	DZM 60M6	25	10	60	M6	10	12
DZM1130	DZM 70M6	25	10	70	M6	10	12
DZM1135	DZM 80M6	25	10	80	M6	10	12
DZM1140	DZM 90M6	25	10	90	M6	10	12
DZM1145	DZM 100M6	10	10	100	M6	10	12
DZM1150	DZM 20M8	100	13	20	M8	14	14
DZM1155	DZM 25M8	50	13	25	M8	14	14
DZM1160	DZM 30M8	50	13	30	M8	14	14
DZM1165	DZM 40M8	50	13	40	M8	14	14
DZM1170	DZM 50M8	50	13	50	M8	14	14
DZM1175	DZM 70M8	25	13	70	M8	14	14

## Brass terminal bars

Code	Reference		Weight Kg	L mm	A mm	B mm	Hole Ø mm	n° holes	IN/OUT	Cable cross-sect. mm <sup>2</sup>	Cable with ferrule cross-sect. mm <sup>2</sup>	m
MRS1500	MRS 8-6	10	0.340	1000	8	6	4,5	153	← OUT	2,5 ÷ 6	1,5 ÷ 6	2 - 3
MRS1505	MRS 13-6	10	0.554	1000	13	6	9,5	83	← OUT	10 ÷ 35	10 ÷ 25	2 - 3

### TECHNICAL FEATURES

Brass  
Complete with M4 galvanized steel screws with cross head  
1 meter long

